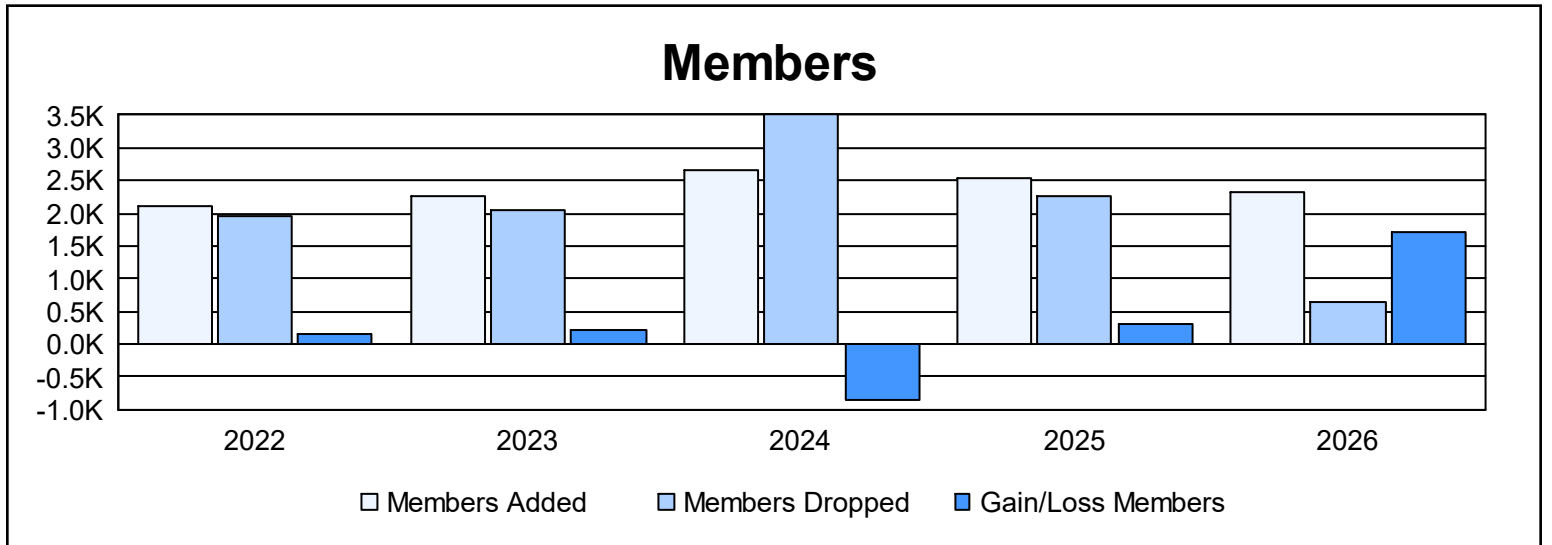
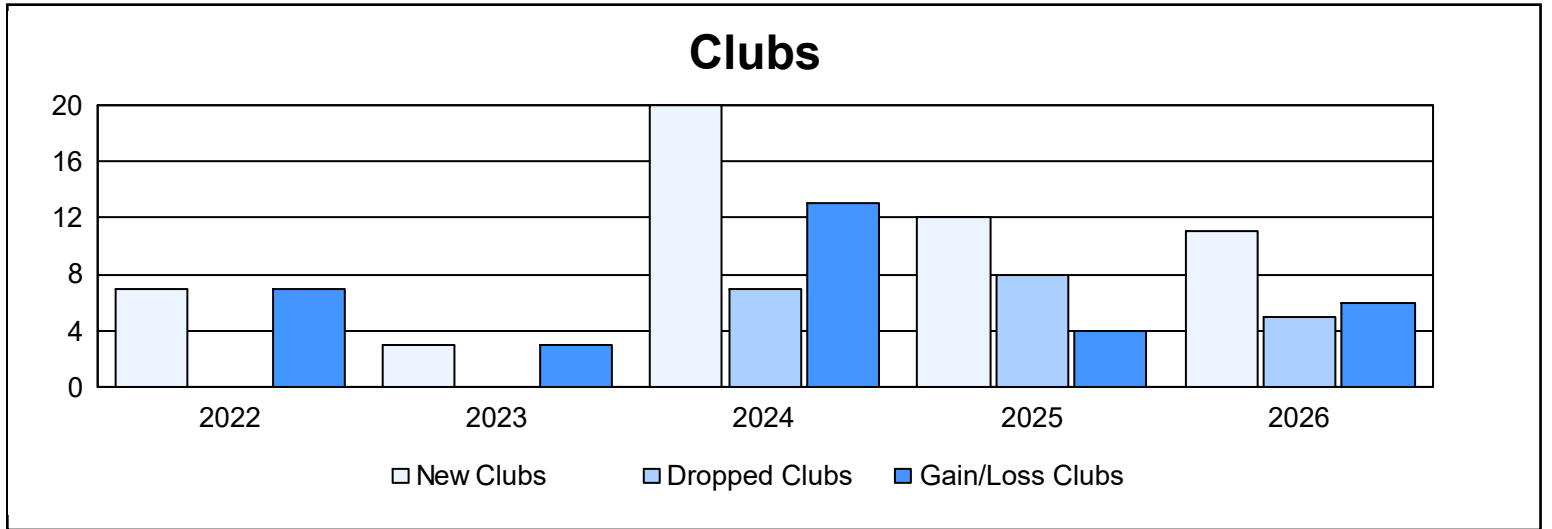
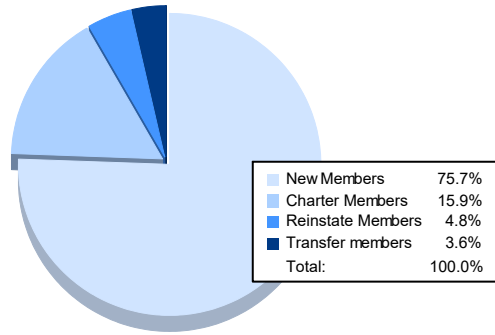


| Year | New Clubs | Dropped Clubs | Gain/ Loss Clubs | New Members | Charter Members | Reinstate Members | Transfer Members | Total Member Added | Total Members Dropped | Gain/ Loss Members |
|----------------|-----------|---------------|------------------|--------------|-----------------|-------------------|------------------|--------------------|-----------------------|--------------------|
| 2021-2022 | 7 | 0 | 7 | 1,625 | 275 | 164 | 55 | 2,119 | 1,962 | 157 |
| 2022-2023 | 3 | 0 | 3 | 1,944 | 121 | 136 | 64 | 2,265 | 2,063 | 202 |
| 2023-2024 | 20 | 7 | 13 | 1,707 | 661 | 188 | 91 | 2,647 | 3,499 | -852 |
| 2024-2025 | 12 | 8 | 4 | 1,896 | 429 | 144 | 81 | 2,550 | 2,251 | 299 |
| 2025-2026 | 11 | 5 | 6 | 1,764 | 370 | 113 | 84 | 2,331 | 632 | 1,699 |
| Average | 11 | 4 | 7 | 1,787 | 371 | 149 | 75 | 2,382 | 2,081 | 301 |



Membership Composition March 2026 Cumulative



Gender Composition March 2026 Cumulative

